

# HALO



Release 2.5  
changes

21-03-2018



MOBGEN

Accenture Interactive



HALO

## Introducing the HALO Website!

*The HALO team has been working hard on the HALO website. We are proud to present the start of our own website, beginning with the landing page!*

<https://halo.mobgen.com/info/>



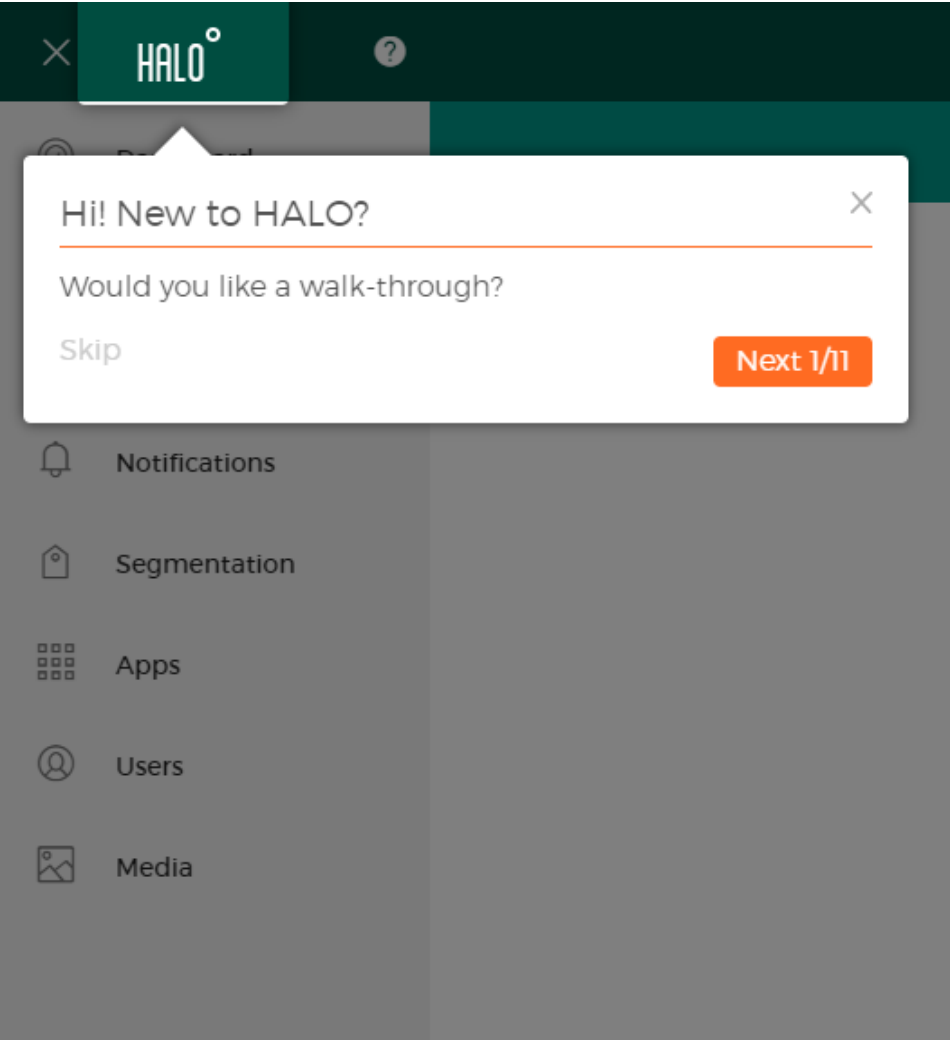
HALO<sup>o</sup> by Mobgen | Accenture Interactive

Inspired by years of mobile development experience, understanding client necessities and continuous market research MOBGEN created HALO, a software as a service that provides you a flexible backend with no development.

CONTACT US!

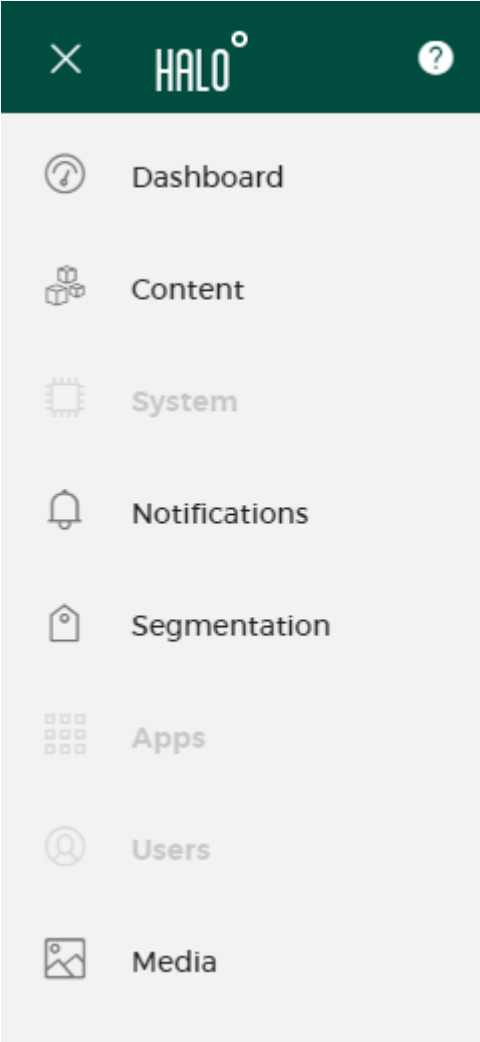
# First time user **tool tips** to help a new user to navigate HALO CMS

*Automatically disabled upon completion  
Can be restarted via question mark in menu*



# Menu showing only **modules** customer has access to

*Customers pay per modules, but menu shows all modules*



# Email confirmation to get access to CMS

User needs to confirm identity via mail



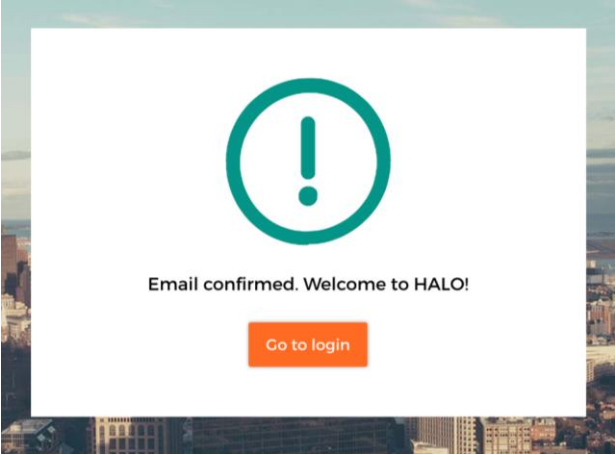
Hello John:

You have received this email because an account related to this email address has been created.

In order to confirm your email and active your account please, click [here](#).

<b>Name</b>	John Doe
<b>Email</b>	<a href="mailto:john.doe@example.com">john.doe@example.com</a>
<b>Role</b>	Admin
<b>Customer</b>	MOBGEN

In case you did not request this account, please delete this message.



## Lock-out

User is locked-out for 30min after a number of failed attempts. However, if you request new password, you can bypass the lock-out

A screenshot of a login form titled "Please log in". The form has two input fields: "Email address" containing "elisabeth.van.rompuy@accenture.com" and "Password" containing ".....". Below the password field, a red error message reads: "Incorrect email or password. You have 3 attempts before your account is blocked". To the right of the error message is a "Remember me" checkbox that is checked, with a "NO" button next to it. Below the error message is an orange "Login" button. At the bottom left of the form is a link that says "Forgot your password?". At the bottom of the page, there is a footer that says "Optimized for Chrome and resolutions from 720p".

# General Data Protection Regulation

User needs to give consent upon first login regarding data usage in light of new GDPR laws

A screenshot of a modal window titled "General data protection regulation (GDPR) notice". The modal has a dark green header with a close button (X) on the right. The main content area is white and contains the following text:

In order to use halo cms, you need a user profile. We don't collect any other personal data for other purposes than creation of a user. For this we use your email and name. We log IP addresses to trace security attacks or non-authorized access to user accounts.

Please state that you have read and understood what we do with your information. If you have any questions, feel free to reach out to your project manager.

By clicking agree, I hereby consent to above stated.

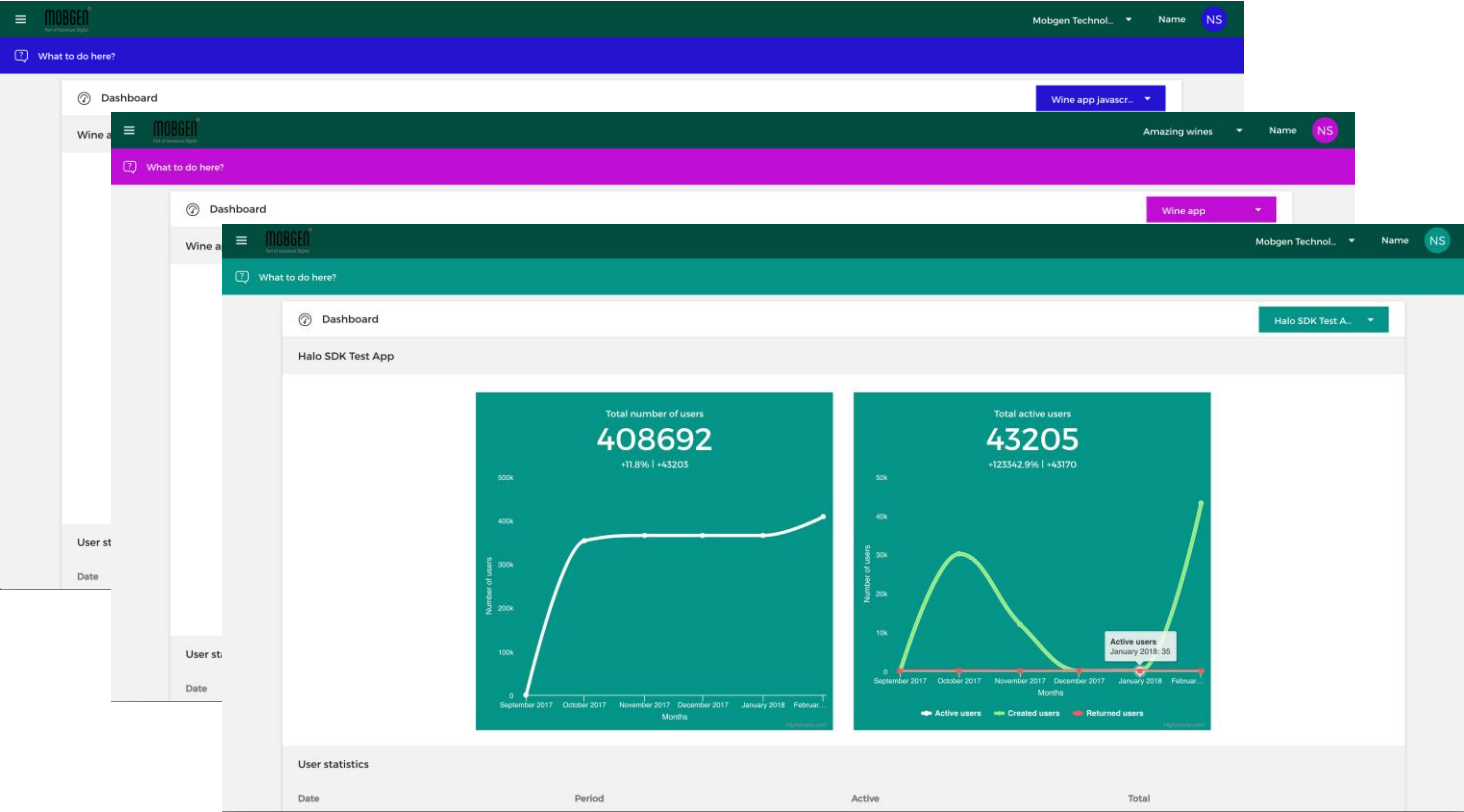
I read it and I agree the whole notice

Confirm

Forgot your password?

# Customer Branding for CMS

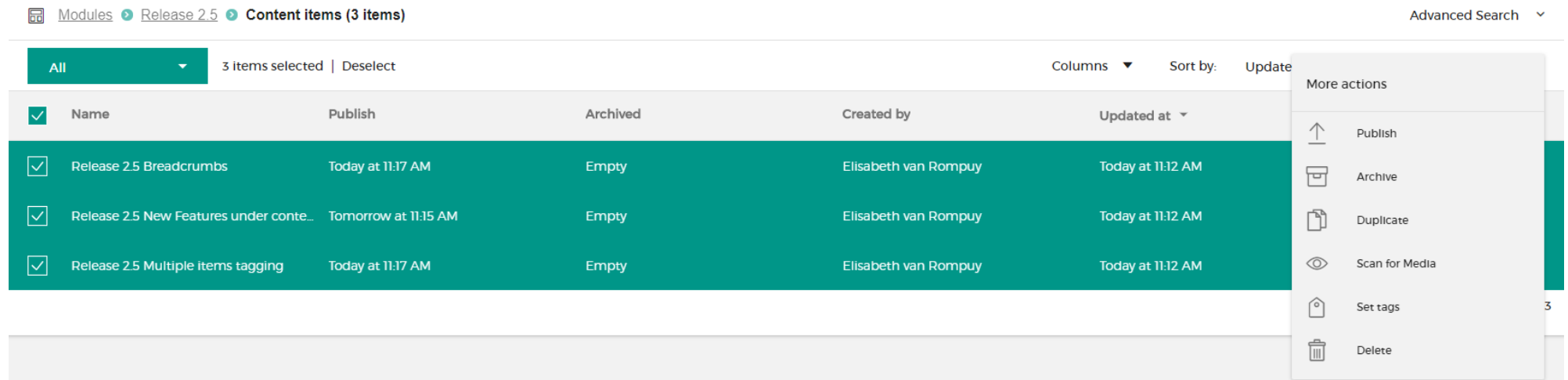
CMS can be customized to fit customer branding colors. Ask the HALO team to change colors if needed





## Breadcrumbs to help you navigate

User can click on links to access module editing or access list view



The screenshot shows a software interface with a breadcrumb trail: Modules > Release 2.5 > Content items (3 items). The interface includes a table with columns: Name, Publish, Archived, Created by, and Updated at. Three items are selected, and a 'More actions' menu is open, showing options: Publish, Archive, Duplicate, Scan for Media, Set tags, and Delete. The 'Set tags' option is highlighted.

<input checked="" type="checkbox"/>	Name	Publish	Archived	Created by	Updated at
<input checked="" type="checkbox"/>	Release 2.5 Breadcrumbs	Today at 11:17 AM	Empty	Elisabeth van Rompuy	Today at 11:12 AM
<input checked="" type="checkbox"/>	Release 2.5 New Features under conte...	Tomorrow at 11:15 AM	Empty	Elisabeth van Rompuy	Today at 11:12 AM
<input checked="" type="checkbox"/>	Release 2.5 Multiple items tagging	Today at 11:17 AM	Empty	Elisabeth van Rompuy	Today at 11:12 AM

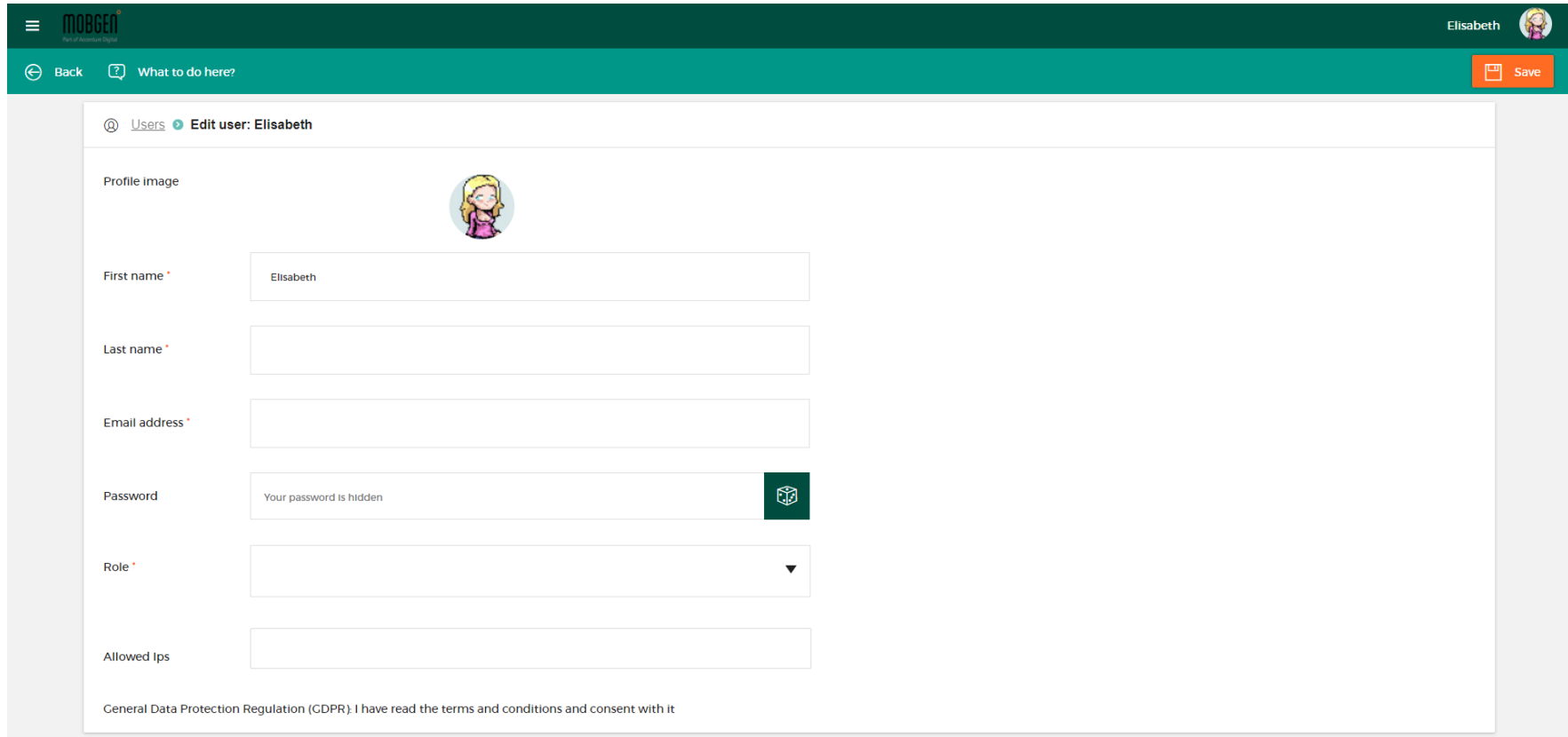
Ability to add tags to multiple content items simultaneously via list view

Assign tags to multiple content items simultaneously

HALO

## User profile accessible via direct link in header bar

Profile can be accessed and edited directly via header instead of user menu



The screenshot shows a web application interface for editing a user profile. At the top, there is a dark green header bar with the MOBGEN logo on the left and the user's name 'Elisabeth' and profile picture on the right. Below the header, a teal navigation bar contains a 'Back' button and a search icon with the text 'What to do here?'. An orange 'Save' button is located in the top right corner of the main content area.

The main content area is titled 'Users' and 'Edit user: Elisabeth'. It features a profile image of a cartoon character. Below the image are several form fields for user information:

- First name \***: A text input field containing the value 'Elisabeth'.
- Last name \***: An empty text input field.
- Email address \***: An empty text input field.
- Password**: A password input field with the text 'Your password is hidden' and a toggle icon.
- Role \***: A dropdown menu.
- Allowed Ips**: An empty text input field.

At the bottom of the form, there is a checkbox for 'General Data Protection Regulation (GDPR): I have read the terms and conditions and consent with it'.

HALO<sup>o</sup>

# Geolocation field

*New field added to content field list*

Geolocation  
New field

43.3859571

-8.408684



HALO


# Media search enabled for image field

Search for previously uploaded media under image field via new pop-up

Image search from Media module  
Search for already uploaded images

Copy/paste image URL





Search Media



Available media

Search

List view Add

 <p>Paul_Cluver_... 1.1 MB</p>	 <p>adri-is-catifiyi... 1.3 MB</p>	 <p>2018-01-16 22.... 126.2 kB</p>	 <p>just-equaling... 26.6 kB</p>
--	--	--	--

# Relation field under content has new visualization

*The way relations are displayed has changed*

## Relation Field

New visualization for this field


Related content items will be shown here

Add Relations



## Relation Field

New visualization for this field

 Display by

Name (2 items) ▼

Release 2.5 New Features under content ×

Release 2.5 Breadcrumbs ×

Add Relations

# Categorize media library items with tags and see where file is being used

Assign tags to media files to segment them. Uses column shows where the image is being used

Media (484 items)

All 2 items selected | Deselect Columns Sort by: Created at ↓

Name	Size	Category	Uses
<input checked="" type="checkbox"/> tulpen.jpg	184.5 kB	image	
<input checked="" type="checkbox"/> halo2.png	2.1 MB	image	

More actions: Set tags, Delete



Media (484 items)

All Columns Sort by: Created at ↓ Gallery Card view

Name	Size	Category	Uses
<input type="checkbox"/> tulpen.jpg	184.5 kB	image	Netherlands: NL
<input type="checkbox"/> halo2.png	2.1 MB	image	

Media (484 items)

All Columns Sort by: Created at ↓ Gallery Card view

Name	Size	Category	Uses
<input type="checkbox"/> tulpen.jpg	184.5 kB	image	1 Release 2.5 New Feature...
<input type="checkbox"/> halo2.png	2.1 MB	image	

# Exporting a module will not include existing relations

*When exporting a module it will no longer include existing relations fields because we cannot guarantee the identifiers are the same over time or between different environments*

**Download module content** ✕



Please note that the personal data in this system cannot be used for other purposes than the purposes users have agreed to. If you plan to do so, seek advice from your legal department.

**Warning: Relation fields will not be included in the output file**

**Download module file**

## General smaller improvements

- Dynamic columns for fields on the content item list & improvements
- More clarifying texts in templates
- Several visual improvements for icons/buttons
- Multiple error messages improved
- Several bug fixes

## Android SDK

- Notify push events (receipt, open or dismiss) when a notification reach the device
- Update dependencies to support last Firebase version
- Creation of channels for the push notifications on android 26+
- Background service worker on android 26+ devices force disabled
- Fix several bugs

## Server changes

- Push notifications improvements: to web browsers, scheduling, deletion
- Audit compliance implementations
- Customization the sender (sms, email, push) in the 2-factor authentication
- Error registering in device on push notifications
- GDPR consent registrations

## IOS SDK

- Notify push events (receipt, open or dismiss) when a notification reach the device
- Update to latest firebase dependencies
- Update Social SDK
- Allow to sync by name
- Allow to change user and app credentials to change environment dynamically
- Fix several bugs

The logo for HALO, featuring the word "HALO" in a bold, black, sans-serif font. A small orange circle is positioned above the letter "O".



## What to do if you find a (potential) bug after the release?

Either contact us via the Slack channel #halo-information or create a JIRA bug via Provide Feedback [here](#).

For more information on all changelogs

<https://mobgen.github.io/halo-documentation/index.html>

Questions or remarks?

Mail [halo.mg@accenture.com](mailto:halo.mg@accenture.com)

The HALO logo consists of the word "HALO" in a bold, black, sans-serif font, followed by a small orange circle with a white dot inside, resembling a stylized 'O' or a signal indicator.

**MOBGEN** | **Accenture Interactive**

© 2018 MOBGEN part of Accenture Interactive. This document is subject to changes. No rights can be derived from this.